








Tramonto Home Sales Activity - January 2014

Status	# Listings	List Volume	Sold Volume		List Price	Sold Price	Sale/List Price	Approx SQFT	List Price Per Approx SQFT	Sold Price Per Approx SQFT	Agent Days On Market	Cumulative Days On Market
Closed	7	1,969,800	1,928,000	Low	219,800	215,000	0.97	1,843	91.96	89.07	62	61
				Avg	281,400	275,429	0.98	2,518	115.08	112.61	96	137
				High	350,000	339,000	1.00	3,806	138.76	134.05	143	386
Overall	7	1,969,800	1,928,000	Low	219,800			1,843	91.96		62	61
				Avg	281,400			2,518	115.08		96	137
				High	350,000			3,806	138.76		143	386

Selection Criteria for Comparable Properties

Specified listings from the following search: Property type Residential; Inside the map search Polygon; Status of 'Closed'; Zip Code like 85086; Close of Escrow Date between '01/01/2014' and '01/31/2014'.

Closed Listings

Photo	MLS #	Address	COE Date	Year Built	Encoded Features	Square Feet	Original List Price	List Price	Sold Price	List/Sold Price Per Approx SQFT	Cumulative Days On Market
	4983792	2607 W SAT NAM WAY	1/10/2014	2002	32.5FRDO2G2S	1,843	249,900	219,800	215,000	119.26 / 116.66	143
	4990166	3417 W GALVIN ST	1/15/2014	2004	32FR2G	1,941	290,000	250,000	244,000	128.80 / 125.71	386
	5023214	2713 W VIA CALABRIA --	1/15/2014	2004	42FRDO3G	2,126	295,000	295,000	285,000	138.76 / 134.05	77
	5009263	3230 W DONATELLO DR	1/21/2014	2004	32.5FRDXO3G	2,490	335,000	315,000	305,000	126.51 / 122.49	93
	5028217	2530 W Sat Nam WAY	1/30/2014	2002	43.5RO2G	2,483	275,000	265,000	265,000	106.73 / 106.73	61
	4925552	3109 W ESPARTERO WAY	1/31/2014	2004	53FRDO3G	2,939	295,000	275,000	275,000	93.57 / 93.57	111
	5011385	35410 N 27TH DR	1/31/2014	2003	53.5FRDXO3G4S	3,806	368,000	350,000	339,000	91.96 / 89.07	89